

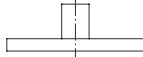














Roof hood	<p style="text-align: center;"><b>HN</b></p> 						
Roof transition connection piece, upper	<p style="text-align: center;"><b>AGIS</b></p> 			<p style="text-align: center;"><b>TGR-OA</b></p> 			
Roof transition	SR	SRI	SRIP			<p style="text-align: center;">Sits around the roof transition</p> <p><b>VHING / VHINP</b></p>  <p>Roof weather protection, outer</p>	
				<p><b>GISOL / GISOLP</b></p> 	<p><b>TGR</b></p> 	<p><b>UG</b></p>  <p>Roof weather protection, inner</p>	
						<p><b>MG / MGL</b></p>  <p>Vapour membrane</p>	
						<p><b>SBG1</b></p>  <p>Roof transition fastener</p>	
Roof transition connection piece, lower					<p><b>TGR-NA</b></p> 		
Ducting	<p style="text-align: center;"><b>SR</b></p> 			<p style="text-align: center;"><b>LKR</b></p> 			

This diagram shows principally all possible combinations of how the products can be joined together. Normally only one alternative is chosen and sometimes some options are omitted.

For some combinations the needed size of a product isn't presented in the catalogue. In these cases the size needed most often can be produced and delivered to order.

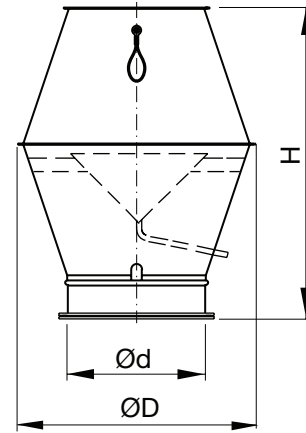
1
2
3
4
5
6
7
8
9
10
11
12
13
14
15
16
17
18

# Roof hood

HF



## Dimensions



## Description

Ventilation hood for air exit above roof, suitable for both industrial and comfort ventilation. The air is ejected in an upwards-directed jet. This avoids contaminating the air in the vicinity of the hood, and soiling of the area around the hood. The ejection is so effective that you can install a fresh air inlet in the immediate vicinity of the hood, without any special precautions.

The hood is made of galvanised sheet steel, and can also be supplied in other materials such as stainless steel sheet 1.4301, stainless acid-resistant steel sheet 1.4404, aluzinc AZ185 and painted in various colours, to special order. It has a net over the opening and an internal rain funnel to collect rainwater and snow, which is drained out of the hood through a hose. The hose can withstand temperatures of between -45 and +65 °C.

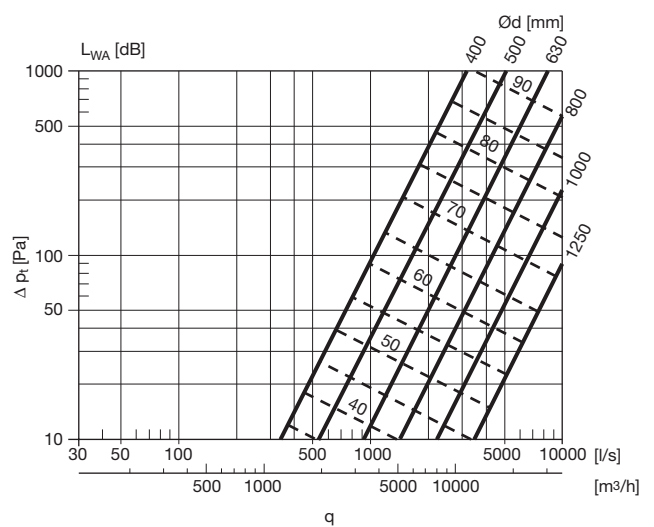
The hood has a flange connection, which includes a mating flange. The hood can be ordered with other connections, however.

To avoid damage to the net in the opening the hood is supplied with transport protection. This must be removed before the hood is taken into service.

The hood is delivered with three turnable lifting and anchoring wire-loops. A single wire-loop shall not be exposed for forces exceeding 1500 N.

Ød nom	ØD mm	H mm	m kg	Roof through connection TGR	
				50 mm	100 mm
				Size	
400	685	905	11,1	5	6
500	855	1055	20,0	6	7
630	1075	1295	38,0	8	9
800	1360	1640	63,0	9	10
1000	1600	2110	89,1	11	12
1250	2020	2615	118	14	15

## Technical data



## Ordering example

